



D8

Track-Type Tractor

Technical Specifications

Configurations and features may vary by region. Please consult your Cat® dealer for availability in your area.

Table of Contents

D8 Track-Type Tractor

Specifications	2
Engine	2
Service Refill Capacities	2
Air Conditioning System	2
Transmission	2
Drawbar Pull	2
Hydraulic Controls	3
Advanced Cabin Filtration	3
Standards	3
Sound Level	3

D8 Dimensions	4
Blades	4
D8 LGP Dimensions	5
Blades	5
Ripper	6
Winch	6
Track Shoes	6
Dozer Technology Features	7

Standard and Optional Equipment	8
Environmental Declaration	11

D8 Waste Handler Specialty Configuration

Key Features and Benefits	12
D8 Waste Handler Features	13
Specifications	14
Engine	14
Service Refill Capacities	14
Air Conditioning System	14
Transmission	14
Drawbar Pull	14
Hydraulic Controls	15

Advanced Cabin Filtration	15
Standards	15
Sound Level	15
D8 Waste Handler Dimensions	16
D8 Waste Handler LGP Dimensions	17
Blades	17
Ripper	18
Winch	18
Track Shoes	18
Standard and Optional Equipment	19

D8 Track-Type Tractor Specifications

Engine

Engine Mode	Cat® C15	
Emissions	U.S. EPA Tier 4 Final/ EU Stage V/ Korea Stage V/ China Nonroad Stage IV	
Net Power (2,050 rpm)		
ISO 9249/SAE J1349	271 kW	363 hp
ISO 9249 (DIN)	368 mhp	
Maximum Power (1,600 rpm)		
Engine Power: ISO 14396	296 kW	394 hp
Engine Power: ISO 14396 (DIN)	400 mhp	
Gross Power: SAE J1995:2014	296 kW	397 hp
Bore	137 mm	5.4 in
Stroke	172 mm	6.8 in
Displacement	15.2 L	927.56 in ³

- Net power advertised is the power available at the flywheel when the engine is equipped with fan, air cleaner, muffler, and alternator.
- Advertised power is tested per the specified standard in effect at the time of manufacture.
- No derating required up to 3657 m (12,000 ft) altitude, beyond 3657 m (12,000 ft) automatic derating occurs.
- Cat diesel engines are required to use ULSD (ultra-low sulfur diesel fuel with 15 ppm of sulfur or less) or ULSD blended with the following lower-carbon intensity fuels up to:
 - ✓ 20% biodiesel FAME (fatty acid methyl ester)*
 - ✓ 100% renewable diesel, HVO (hydrotreated vegetable oil) and GTL (gas-to-liquid) fuels
- Refer to guidelines for successful application. Please consult your Cat dealer or “Caterpillar Machine Fluids Recommendations” (SEBU6250) for details.
*Engines with no aftertreatment devices can use higher blends, up to 100% biodiesel.

Service Refill Capacities

Fuel Tank	627 L	165.6 gal
Diesel Exhaust Fluid (DEF) Tank	33 L	8.7 gal
Cooling System	82 L	21.7 gal
Engine Crankcase*	43 L	11.4 gal
Power Train	208 L	54.9 gal
Final Drives (each)	12.5 L	3.3 gal
Roller Frames (each)	47 L	12.4 gal
Pivot Shaft Compartment	32 L	8.5 gal
Hydraulic Tank	69 L	18.2 gal

*with oil filter

Air Conditioning System

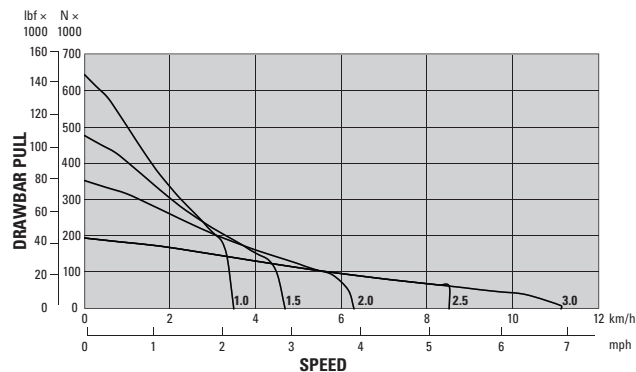
The air conditioning system on this machine contains the fluorinated greenhouse gas refrigerant R134a (Global Warming Potential = 1430). The system contains 1.36 kg (2.99 lb) of refrigerant which has a CO₂ equivalent of 1.946 metric tonnes (2.145 tons).

Transmission

1.0 Forward	3.5 km/h	2.16 mph
1.5 Forward	4.7 km/h	2.91 mph
2.0 Forward	6.3 km/h	3.90 mph
2.5 Forward	8.5 km/h	5.30 mph
3.0 Forward	11.1 km/h	6.91 mph
1.0 Reverse	3.5 km/h	2.16 mph
1.5 Reverse	4.7 km/h	2.91 mph
2.0 Reverse	6.2 km/h	3.86 mph
2.5 Reverse	8.4 km/h	5.19 mph
3.0 Reverse	11.3 km/h	6.99 mph

Drawbar Pull

1.0 Forward	642.2 kN	144,361 lbf
1.5 Forward	475.0 kN	106,784 lbf
2.0 Forward	351.3 kN	78,975 lbf
2.5 Forward	194.0 kN	43,613 lbf
3.0 Forward	194.0 kN	43,613 lbf



Hydraulic Controls

Bulldozer Relief Valve Setting	32 500 kPa	4,714 psi
Maximum Operating Pressure		
Implement	24 000 kPa	3,481 psi
Steering	43 500 kPa	6,309 psi
Tilt Cylinder	24 000 kPa	3,481 psi
Lift Cylinder	24 000 kPa	3,481 psi
Ripper (Lift)	24 000 kPa	3,481 psi
Ripper (Pitch)	24 000 kPa	3,481 psi
Winch	24 000 kPa	3,481 psi

Pump

Pump Type	Piston-type, Variable Displacement	
Pump Output (Steering)	311 L/min	82 gal/min
Pump Output (Implement)	280 L/min	74 gal/min
Tilt Cylinder Rod End Flow	130 L/min	34 gal/min
Tilt Cylinder Head End Flow	170 L/min	45 gal/min

- Steering and Implement flow numbers measured at 2,000 rpm engine speed.
- Electro-hydraulic pilot valve assists operations of ripper and dozer controls. A standard hydraulic system includes four valves.
- Complete system consists of pump, tank, filter, oil cooler, valves, lines, and control levers.

Advanced Cabin Filtration

Operator Cabin

- Distributed HVAC ducting with automatic temperature control and blower speed provides ultimate operator comfort with less user input.
- Reduced maintenance of the condenser core with automatic reversing fans.
- Cat Advanced Cabin Filtration is standard.

Cat Advanced Cabin Filtration

- Operator protection from respirable particulate (0.3-10-micron size).
- Sustainably pressurized cab (U.S. Silica compliant).
- Reduced maintenance with longer life, high efficiency filters.
- Protection for all cabin components: electronics, etc.
- Helps meet U.S. Occupational Safety and Health Administration Silica Rule Table 1 requirements for operator cabs.
- Multi-tiered filter offerings for optional efficiency upgrades. Contact Cat dealer for availability.
 - MERV 16 – Standard Equipment
 - HEPA
 - Activated Carbon + HEPA
 - ABEK1 + HEPA

Standards

Sound Level Information

- Hearing protection may be needed when the machine is operated with an open operator station, in a noisy environment, with a cab that is not properly maintained, or when the doors and windows are open for extended periods of time.

Sound Level	Test Method	
Operator Sound Pressure Level	80 dB(A)	"ISO 6396:2008" ⁽¹⁾
	79 dB(A)*	
Exterior Sound Pressure Level	115 dB(A)	"ISO 6395:2008" ⁽²⁾
	113 dB(A)*	

*Including machines required to meet applicable regional regulations of Ukraine, United Kingdom, and Countries that Adopt the "EU Directives"; or machines equipped with the sound-suppression package.

⁽¹⁾The measurement was conducted at 70% of the maximum engine cooling fan speed. The sound level may vary at different engine cooling fan speeds. The measurement was conducted with the cab doors and the cab windows closed. The cab was properly installed and maintained.

⁽²⁾The measurement was conducted at 70% of the maximum engine cooling fan speed. The sound level may vary at different engine cooling fan speeds.

- The sound levels listed above include both measurement uncertainty and uncertainty due to production variation.

Rollover Protective Structure (ROPS)/Falling Object Protective Structure (FOPS)

- ROPS offered by Caterpillar for the machine meets ROPS criteria ISO 3471:2008.
- FOPS meets the following criteria: ISO 3449:2005 Level II.

Brakes

- Brakes meet the standard ISO 10265:2008.

D8 Track-Type Tractor Specifications

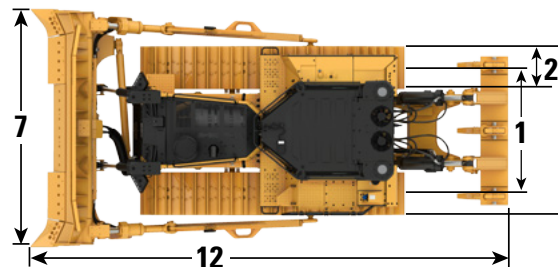
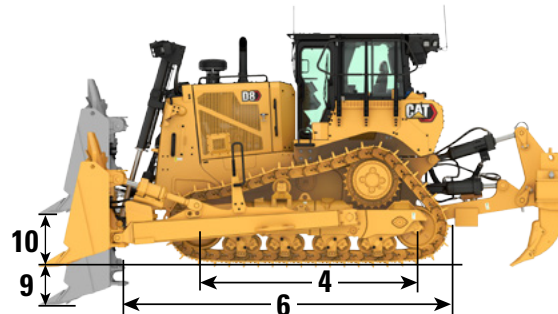
D8 Dimensions

Operating Weight*	39 500 kg	87,083 lb
Shipping Weight**	34 530 kg	76,126 lb
Ground Pressure (ISO 16754)	89.7 kPa	13.01 psi
Undercarriage	44 Sections with 8 Bottom Rollers	
1 Track Gauge	2.08 m	6'10"
2 Width of Track Shoe (Standard)	610 mm	24.0 in
3 Width of Tractor (without trunnions)	2.79 m	9'2"
4 Length of Track on Ground	3.21 m	10'6"
Ground Contact Area (ISO 16754)	4.3 m ²	46.5 ft ²
Grouser Height (Extreme Service)	84 mm	3.3 in
Ground Clearance	622 mm	24.5 in
5 Machine Height*** (Tip of Grouser to top of Product Link™ Antenna)	3.53 m	11'7"
Top of Cab	3.52 m	11'7"
Top of Guardrail	3.39 m	11'1"
6 Length of Basic Tractor	4.76 m	15'7"
Add the following to the total length of the machine when these attachments are installed.		
Blade (SU)	1417 mm	55.8 in
Drawbar	295 mm	11.6 in
Drawbar with Counterweight	329 mm	13.0 in
Single Shank Ripper (with tip at ground line and shank pin in middle hole)	1725 mm	67.9 in
Multi-Shank Ripper (with tip at ground line and shank pin in top hole)	1640 mm	64.6 in
Waste Striker Box (includes three counterweights)	718 mm	28.3 in
Winch	775 mm	30.5 in

*Operating weight includes blade, lubricants, coolant, full fuel tank, ROPS/FOPS cab, ripper, and 75 kg (165 lb) operator.

**Shipping weight includes blade lift cylinders, lubricants, coolant, 10% fuel, ROPS/FOPS cab, and ripper.

***Machine height from tip of grouser to top of Product Link™ Antenna. For sweeps, add 60 mm (2.4 in) to overall machine height. With Super Extreme Service Track, add 10 mm (0.4 in). When Cat Grade with 3D antennas are installed there is no added machine height.



Blades

Type	Semi-Universal (SU)		Universal (U)		Angle Blade	
	Capacity (ISO 9246)	Capacity (ISO 9246)	Capacity (ISO 9246)	Capacity (ISO 9246)	Capacity (ISO 9246)	Capacity (ISO 9246)
Capacity (ISO 9246)	10.3 m ³	13.47 yd ³	11.8 m ³	15.43 yd ³	6.1 m ³	7.98 yd ³
7 Width across End bits	4038 mm	159 in	4263 mm	167.8 in	5046 mm	198.7 in
Width without End bits	3948 mm	155.4 in	4164 mm	163.9 in	4772 mm	187.9 in
8 Height	1747 mm	68.8 in	1732 mm	68.2 in	1312 mm	51.7 in
9 Dig Depth ¹	576 mm	22.7 in	570 mm	22.4 in	625 mm	24.6 in
10 Lift Height ¹	1246 mm	49.1 in	1232 mm	48.5 in	1323 mm	52.1 in
11 Maximum Tilt at Blade Corner ¹	573 mm	22.6 in	593 mm	23.3 in	754 mm	29.7 in
Maximum Tilt Angle ¹	8.5°		8.5°		8.8°	
Pitch Adjustment ²	±3.5°		±3.5°		0°	
12 Length of Machine with Blade (with Single Shank [SS] Ripper tip on ground)	7.91 m	25'11"	8.23 m	27'0"	8.02 m	26'4"
Blade Weight (blade + push arms installed and dozer installation)	4539 kg	10,007 lb	5057 kg	11,149 lb	5469 kg	12,057 lb

¹Single tilt configuration with blade in neutral tilt position

²Dual tilt configuration

D8 Track-Type Tractor Specifications

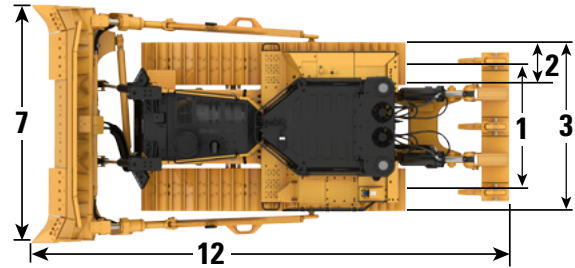
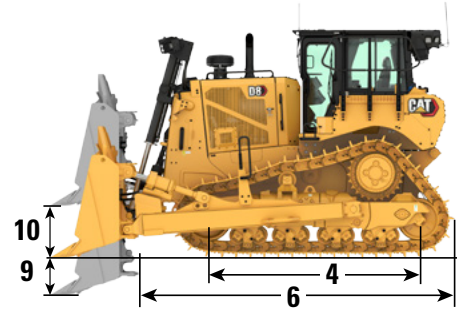

D8 LGP Dimensions

Operating Weight*	38 085 kg	83,963 lb
Shipping Weight**	32 810 kg	72,334 lb
Ground Pressure (ISO 16754)	54.6 kPa	7.92 psi
Undercarriage	44 Sections with 8 Bottom Rollers	
1 Track Gauge	2.34 m	7'8"
2 Width of Track Shoe (Standard)	965 mm	38.0 in
3 Width of Tractor (without trunnions)	3.3 m	10'10"
4 Length of Track on Ground	3.21 m	10'6"
Ground Contact Area (ISO 16754)	6.84 m ²	73.63 ft ²
Grouser Height (Extreme Service)	84 mm	3.3 in
Ground Clearance	622 mm	24.5 in
5 Machine Height*** (Tip of Grouser to top of Product Link Antenna)	3.53 m	11'7"
Top of Cab	3.52 m	11'7"
Top of Guardrail	3.39 m	11'1"
6 Length of Basic Tractor	4.76 m	15'7"
Add the following to the total length of the machine when these attachments are installed.		
Blade (SU LGP)	1355 mm	53.3 in
Drawbar	295 mm	11.6 in
Drawbar with Counterweight	329 mm	13.0 in
Multi-Shank Ripper (with tip at ground line and shank pin in top hole)	1640 mm	64.6 in
Waste Striker Box (includes three counterweights)	718 mm	28.3 in
Winch	775 mm	30.5 in

*Operating weight includes blade, lubricants, coolant, full fuel tank, ROPS/FOPS cab, drawbar, and 75 kg (165 lb) operator.

**Shipping weight includes blade lift cylinders, lubricants, coolant, 10% fuel, ROPS/FOPS cab, and ripper.

***Machine height from tip of grouser to top of Product Link Antenna. For sweeps, add 64 mm (2.5 in) to overall machine height. With Super Extreme Service Track, add 10 mm (0.4 in). When Cat Grade with 3D antennas are installed there is no added machine height.



Blades

Type	LGP Semi-Universal (SU)		LGP Angle	
	m ³	yd ³	m ³	yd ³
Capacity (ISO 9246)	9.9	12.95	6.8	8.89
7 Width across End bits	4542 mm	178.8 in	5556 mm	218.7 in
Width without End bits	4450 mm	175.2 in	5282 mm	207.95 in
8 Height	1626 mm	64 in	1312 mm	51.7 in
9 Dig Depth ¹	575 mm	22.6 in	625 mm	24.6 in
10 Lift Height ¹	1227 mm	48.31 in	1323 mm	52.09 in
11 Maximum Tilt at Blade Corner ¹	556 mm	21.9 in	729 mm	28.7 in
Maximum Tilt Angle ¹	7.3°		7.7°	
Pitch Adjustment ²	±4.3°		0°	
12 Length of Machine with Blade (with drawbar)	6.41 m	21'0"	6.59 m	21' 7"
Blade Weight (blade + push arms installed and dozer installation)	4848 kg	10,688 lb	5714 kg	12,597 lb

¹Single tilt configuration with blade in neutral tilt position.

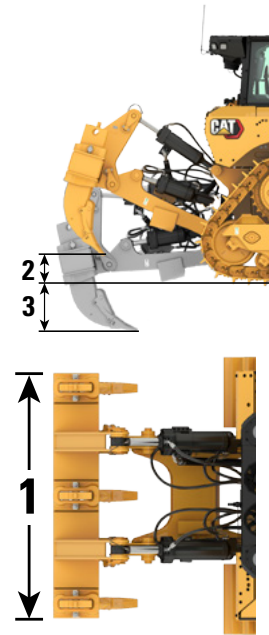
²Dual tilt configuration.

D8 Track-Type Tractor Specifications

Ripper

Type	Single-Shank, Adjustable Parallelogram		Multi-Shank, Adjustable Parallelogram	
	1	3	3	3
Number of Pockets	1		3	
Weight with One Shank	4070 kg	8973 lb	4061 kg	8953 lb
Weight with Three Shanks	–	–	4777 kg	10,531 lb
Weight, Standalone Shank	410 kg	904 lb	358 kg	789 lb
1 Carriage Width	1438 mm	56.6 in	2465 mm	97 in
2 Maximum Clearance, Raised (Shank Tip)	636 mm	25 in	593 mm	23.3 in
3 Maximum Penetration	1130 mm	44.5 in	780 mm	30.7 in
Maximum Penetration Force	127.3 kN	28,618 lb	124.2 kN	27,921 lb
Maximum Pryout Force*	222.7 kN	50,065 lb	222.9 kN	50,110 lb

*Measured with One Shank



Winch

Model	PA140	
Weight*	2140 kg	4,700 lb
Oil Capacity	15 L	4 gal
Increased Tractor Length	781 mm	30.7 in
Winch Length	1614 mm	63.5 in
Winch Case Width	1226 mm	48.3 in
Drum Width	332 mm	13.1 in
Flange Diameter	610 mm	24 in
Maximum Recommended Drum Capacity**		
Recommended Cable Size	29 mm	1.125 in
Optional Cable Size	32 mm	1.25 in
Drum Capacity		
Recommended Cable Length	56 m	185 ft
Optional Cable	36 m	119 ft

• PA140 – Variable speed, hydraulically driven, dual braking system, three roller fairlead.

*Approximate weight includes winch, mounting bracket and hardware, and standard wire rope

**Per SAE J706

Track Shoes

Some track shoes not available in all regions. Consult your Cat dealer for details.

Heavy Duty (HD)	Standard			LGP
	610 mm (24 in)	660 mm (26 in)	710 mm (28 in)	965 mm (38 in)
Moderate Service	✓	✓	✓	✓
Extreme Service	✓	✓	✓	✓
Super Extreme Service	✓			
Moderate Service Trapezoidal			✓	
Extreme Service Trapezoidal	✓	✓	✓	✓
Super Extreme Service Trapezoidal		✓		
Heavy Duty Extended Life (HDXL)	610 mm (24 in)	660 mm (26 in)	710 mm (28 in)	965 mm (38 in)
Extreme Service	✓	✓	✓	✓
Super Extreme Service	✓			
Extreme Service Trapezoidal	✓	✓		✓

D8 Track-Type Tractor Specifications

Dozer Technology Features

Assist technology features help operators of varied experience levels get the job done faster and more accurately. Grade and Command offering help further enhance your productivity, efficiency and jobsite safety.

The cab is Third Party Grade Control Ready, equipped with Controller Area Network (CAN) interface, harness pass throughs and mounting features to make it easier to install the grade control system of your choice.

Cat Assist with ARO

Attachment Ready Option (ARO)	ARO provides wiring and mounting provisions for dealer installation of Grade with 3D, AccuGrade, Universal Total Station (UTS), or other grade control systems.
Cat Grade with Slope Assist™	Slope Assist automatically maintains pre-established blade position without a Global navigation satellite system (GNSS)/Global Positioning System (GPS) signal – no additional hardware or software needed. For machines with 3D, operators can easily switch back and forth from full 3D automatics to Slope Assist.
Steer Assist	Steer Assist automates track and blade tilt steering. Helps reduce operator fatigue by automatically maintaining straight travel with light loads or heavy loads on flat ground and cross slopes. No GNSS/GPS required.
Stable Blade	Stable Blade works seamlessly with operator inputs to help produce a smoother surface when operating manually.
Slope Indicate	Slope Indicate is included in the main machine display and shows side slope and uphill/downhill grades to help operators with slope work.
Blade Load Monitor	Blade Load Monitor gives you real-time feedback on current load versus the optimal blade load based on your ground conditions. Actively monitors machine load and track slip to help you reach optimal pushing capacity. ¹
Traction Control	Traction Control automatically reduces track slip to save you time, fuel and track wear. ¹
AutoCarry™	AutoCarry automates blade lift to help you maintain consistent blade load and help reduce track slip. ¹
AutoRip	AutoRip automates ripper raise/lower and shank in/out to maximize ripping productivity and reduce operator fatigue. ¹

Cat Grade 3D Ready (Hardware Only)

Includes all features from Cat Assist with ARO listed above, plus:

Cat Grade with 3D (hardware only)	Factory integrated Cat Grade with 3D uses GNSS/GPS to control the blade so you can get to design plan faster. Low profile antennas are integrated into the cab roof and GNSS/GPS receivers are mounted inside the cab for better protection. ²
Dedicated Touchscreen Grade Display	Full-color Grade operator interface is intuitive and easy to use. The 254 mm (10 in) touchscreen uses an Android OS platform and operates like a smart phone.

NOTE: Grade 3D Ready option requires additional license purchase and installation to upgrade to a fully functional Grade 3D system. Consult your Cat dealer for more information.

Cat Grade 3D with Assist

Includes all features from Cat Grade 3D Ready (Hardware Only) listed above, plus:

Steer Assist 3D	Automatically follow guidance lines from site design plans (or Infield designs) under light load or heavy load. ²
-----------------	--

NOTE: Includes required licenses and software.

Cat Command/Remote Control

Remote Control Ready Cab (Standard)	Cab is Remote Control Ready from the factory with external connector for dealer installation of the Cat Command remote control system.
Command for Dozing ² (Optional)	Cat Command remote control technology provides full dozer maneuverability from a safe distance.

¹Feature not operational indoors or in areas where a GNSS/GPS signal is not available.

²Requires Software Enabled Attachment (SEA) installation when not configured from the factory.

Note: Grade and Assist technologies, except Slope Indicate, Blade Load Monitor and Traction Control, are not compatible with angle or specialty blades. Please consult your Cat dealer for details.

D8 Standard and Optional Equipment

Standard and Optional Equipment

Standard and optional equipment may vary. Consult your Cat dealer for details.

	Standard	Optional		Standard	Optional
POWER TRAIN			CAT TECHNOLOGY		
Cat C15 engine	✓		Cat Slope Indicate	✓	
Fully-automatic 4-speed transmission with Lock-Up Clutch (LUC) torque divider	✓		Cat Assist with ARO Package*	✓	
Aftercooler, air-to-air (ATAAC)	✓		Cat Grade 3D Ready with Assist Package (Hardware Only)*		✓
Brakes, Extreme Service		✓	Cat Grade 3D with Assist Package*		✓
Coolant, extended life	✓		Third Party Grade Control Ready Cab	✓	
Diesel Exhaust Fluid (DEF) system – electronic fill indicator, heated lines/tank	✓		Compatibility with radios and base stations from Trimble, Topcon, and Leica	✓	
Differential steering	✓		Capability to install 3D grade systems from Trimble, Topcon, and Leica	✓	
Engine air filter with electronic service indicator	✓		Product Link – Cellular	✓	
Engine air pre-cleaner with dust ejection	✓		Product Link – Dual Mode		✓
Engine air pre-cleaner with screen and dust ejector		✓	Remote Flash/Troubleshoot	✓	
Engine with thermal shield		✓	Caterpillar Track Wear Sensor	✓	
Engine idle shutdown	✓		Grade Connectivity		✓
Final Drives, double reduction – Standard or LGP	✓		Grade Corrections Radio		✓
Final Drives, double reduction – Arctic, Waste		✓	Machine Security – Passcode	✓	
Fuel water separator	✓		Machine Security – Bluetooth®		✓
Fuel priming pump, electric	✓		Remote Control Ready	✓	
Fan, hydraulic demand	✓		Cat Command for Dozing		✓
Fan, auto reversing	✓				
Oil change system, high speed		✓			
Radiator, aluminum bar plate with debris resistant cores	✓				
High performance single plane cooling system	✓				
Sound Suppression		✓			
Starting Aid, automatic ether	✓				
Starting Aid, jacket water heater (110V or 220V)		✓			

*Refer to page 7 for technology package details.

(continued on next page)

Standard and Optional Equipment *(continued)*

Standard and optional equipment may vary. Consult your Cat dealer for details.

	Standard	Optional		Standard	Optional
OPERATOR ENVIRONMENT			OPERATOR ENVIRONMENT <i>(continued)</i>		
Fully redesigned cab with Integrated ROPS and FOPS, single pane door glass, sliding windows, with Cat Advanced Cabin Filtration	✓		Entertainment radio with Bluetooth and microphone	✓	
High debris cab, fully redesigned with Integrated ROPS and FOPS, impact resistant polycarbonate doors, solid side windows for improved sealing, powered pre-cleaner with Cat Advanced Cabin Filtration for improved performance and filter life		✓	Lunchbox storage	✓	
Cab glass capable of withstanding up to 40 psi		✓	Wipers	✓	
Full-color 254 mm (10 in) liquid crystal touchscreen display	✓		USB and Auxiliary Ports	✓	
High Definition rear view camera with backup lines	✓		Operator presence switch	✓	
In-display key machine features	✓		Emergency Hammer		✓
Operator ID/Operator ID with Security	✓		Window shades		✓
Cloth seat with mechanical adjustable lumbar support	✓		UNDERCARRIAGE		
Deluxe leather heated/ventilated seat with electronic adjustable lumbar support		✓	Standard or Low Ground Pressure (LGP) undercarriage	✓	
Armrests adjustable fore-aft and vertically	✓		Heavy Duty with Positive Pin Retention (PPR) undercarriage – 44 section track, sealed and lubricated, single grouser shoes	✓	
Electrohydraulic implement and steering controls	✓		HDXL with PPR undercarriage – 44 section track, sealed and lubricated, single grouser shoes		✓
Joystick control – ARO	✓		Waste undercarriage		✓
Decelerator pedal	✓		Arctic undercarriage		✓
Fresh air filter	✓		Suspension-type undercarriage	✓	
Powered fresh air filter pre-cleaner		✓	Carrier rollers	✓	
Cab mounted modular HVAC system with automatic reversing fans. Automatic temperature and blower control with distributed ducting.	✓		Hydraulic track adjusters	✓	
Communication radio ready		✓	Lifetime lubricated track and roller	✓	
Rearview mirror	✓		Moderate service track shoes (see chart on page 6)	✓	
Retractable 76 mm (3 in) seat belt	✓		Extreme service track shoes (see chart on page 6)		✓
Cup holders	✓		Track guide	✓	
Dash foot pads	✓		Sprocket rim segments, replaceable	✓	
Floor plate and pedals for shorter operators		✓	8-roller tubular track roller frame (carrier roller ready)	✓	
			Two-piece master links	✓	
			BLADES		
			Semi-Universal (SU)		✓
			Universal		✓
			Waste/Landfill		✓
			Angle Blade		✓
			Rock Guard/Wear Plate		✓
			Push Plate		✓
			FirstCut cutting edges (SU blades)		✓

(continued on next page)

D8 Standard and Optional Equipment

Standard and Optional Equipment *(continued)*

Standard and optional equipment may vary. Consult your Cat dealer for details.

	Standard	Optional		Standard	Optional
PUSH ARMS			SERVICE AND MAINTENANCE <i>(continued)</i>		
Standard	✓		High-speed oil change		✓
Extreme		✓	Heavy duty perforated radiator doors, louvered and hinged	✓	
HYDRAULICS			Heavy duty radiator doors for waste and woodchip applications		✓
Load sensing hydraulics	✓		Quick access cab floor		✓
Independent steering and implement pumps	✓		Under hood work light	✓	
Dozer tilt hydraulics – single tilt	✓		Removable engine enclosures, perforated and hinged	✓	
Dozer tilt hydraulics – dual tilt		✓	Scheduled Oil Sampling (S·O·S SM) ports	✓	
Guarded blade hydraulic hoses	✓		Shovel holder	✓	
Electronically enabled quick drop valve	✓		ATTACHMENTS		
Rear hydraulics ripper and winch ready	✓		Multi-shank ripper with CapSure™ ripper tips and shank protector		✓
ELECTRICAL			Single shank ripper with CapSure ripper tip and shank protector		✓
Lights – 6 LED	✓		Pin puller (single shank)		✓
Premium lights – 12 LED		✓	Rear striker box with striker bar		✓
Access/egress lighting with shutdown timer	✓		Rear striker bar		✓
Backup alarm	✓		Winch, PACCAR PV140		✓
Beacon warning light		✓	Rear counterweight		✓
Converter: 15 Amp, 12V outlets	✓		Drawbar		✓
Forward warning horn	✓		GUARDING AND SCREENS		
BATTERIES, STARTERS, ALTERNATORS AND COOLANT			Bottom guards – standard	✓	
150 Amp alternator	✓		Bottom guards – heavy duty, powered, sealed		✓
150 Amp ducted alternator		✓	Cab rear screen – fixed or hinged		✓
24 Volt starter	✓		Cab side screens – hinged		✓
Engine coolant, –37° C (–35° F)	✓		Fuel Tank guards		✓
Arctic engine coolant, –51° C (–60° F)		✓	HVAC guard		✓
Four maintenance free 12-volt batteries (900 cca) (24-volt system)	✓		Light guards		✓
SERVICE AND MAINTENANCE			Striker bars, front, suspended		✓
30-minute cab removal	✓		Sweeps package		✓
Centralized, remote mounted pressure taps	✓				
Ecology drains	✓				
Extended service intervals (500 hours engine, 1,000-hour power train)	✓				
Ground level service center (remote electrical disconnect, secondary shutdown switch, hour meter, jump start)	✓				
Fast fuel fill		✓			

The following information applies to the machine at the time of final manufacture as configured for sale in the regions covered in this document. The content of this declaration is valid as of the date issued; however, content related to machine features and specifications are subject to change without notice. For additional information, please see the machine's Operation and Maintenance Manual.

For more information on sustainability in action and our progress, please visit <https://www.caterpillar.com/en/company/sustainability>.

Engine

- The Cat® C15 engine meets U.S. EPA Tier 4 Final, EU Stage V and Korea Stage V/China Nonroad Stage IV emissions standards.
- Cat diesel engines are required to use ULSD (ultra-low sulfur diesel fuel with 15 ppm of sulfur or less) or ULSD blended with the following lower-carbon intensity fuels up to:
 - ✓ 20% biodiesel FAME (fatty acid methyl ester)*
 - ✓ 100% renewable diesel, HVO (hydrotreated vegetable oil) and GTL (gas-to-liquid) fuels.

Refer to guidelines for successful application. Please consult your Cat dealer or "Caterpillar Machine Fluids Recommendations" (SEBU6250) for details.

**Engines with no aftertreatment devices can use higher blends, up to 100% biodiesel.*

Air Conditioning System

- The air conditioning system on this machine contains the fluorinated greenhouse gas refrigerant R134a (Global Warming Potential = 1430). The system contains 1.36 kg (2.99 lb) of refrigerant which has CO₂ equivalent of 1.946 metric tonnes (2.145 tons).

Paint

- Based on best available knowledge, the maximum allowable concentration, measured in parts per million (PPM), of the following heavy metals in paint are:
 - Barium < 0.01%
 - Cadmium < 0.01%
 - Chromium < 0.01%
 - Lead < 0.01%

Sound Performance

- For machines required to meet applicable regional regulations of Ukraine, United Kingdom, and countries that adopt the "EU Directives".

Operator Sound Pressure Level (ISO 6396:2008) – 80 dB(A)

Exterior Sound Power Level (ISO 6395:2008) – 115 dB(A)

Oils and Fluids

- Caterpillar factory fills with ethylene glycol coolants. Cat Diesel Engine Antifreeze/Coolant (DEAC) and Cat Extended Life Coolant (ELC) can be recycled. Consult your Cat dealer for more information.
- Cat Bio HYDO™ Advanced is an EU Ecolabel approved biodegradable hydraulic oil.
- Additional fluids are likely to be present, please consult the Operations and Maintenance Manual or the Application and Installation guide for complete fluid recommendations and maintenance intervals.

Features and Technology

- The following features and technology may contribute to fuel savings and/or carbon reduction. Features may vary. Consult your Cat dealer for details.
 - Fully automatic 4-speed powershift transmission continuously adjusts for maximum efficiency
 - Engine Idle Shutdown Timer reduces fuel burn, carbon emissions and unnecessary idle time by shutting down the machine after a pre-set idling period
 - Emissions reduction technology is designed to operate automatically in the background while you work
 - AutoCarry automates blade lift to reduce track slip for maximum efficiency on each pass to help lower fuel burn and carbon emissions
 - Boost productivity with Cat technologies like Cat Grade with Slope Assist and Cat Grade with 3D
 - Remote Flash and Remote Troubleshoot

Recycling

- The materials included in machines are categorized as below with approximate weight percentage. Because of variations of product configurations, the following values in the table may vary.

Material Type	Weight Percentage
Steel	81.73%
Iron	8.11%
Nonferrous Metal	1.82%
Mixed Metal	0.24%
Mixed-Metal and Nonmetal	1.26%
Plastic	0.42%
Rubber	0.13%
Mixed Nonmetallic	0.09%
Fluid	0.58%
Other	0.67%
Uncategorized	4.95%
Total	100%

- A machine with higher recyclability rate will ensure more efficient usage of valuable natural resources and enhance End-of-Life value of the product. According to ISO 16714:2008 (Earthmoving machinery – Recyclability and recoverability – Terminology and calculation method), recyclability rate is defined as percentage by mass (mass fraction in percent) of the new machine potentially able to be recycled, reused or both.

All parts in the bill of material are first evaluated by component type based on a list of components defined by the ISO 16714:2008 and Japan CEMA (Construction Equipment Manufacturers Association) standards. Remaining parts are further evaluated for recyclability based on material type.

Because of variations of product configurations, the following value in the table may vary.

Recyclability – 98%



D8

Waste Handler

From pushing trash to spreading cover, and cell construction to closing, Waste Handler configurations are designed and manufactured from the frame up to take on the demands of landfill work. Specialized guarding throughout the machine helps protect major components like the chassis, fuel tank and hydraulic tank from impact and airborne debris.

Added Machine Protection

- High-debris cab has impact-resistant polycarbonate doors and dual pane windows – eliminates the need for door screens.
- Powered air pre-cleaner helps keep cab air cleaner and pressurized for greater operator comfort.
- Fuel tank guard and heavy duty bottom guards shield major machine components.
- Internal sealing keeps the trash away from the inner compartments.
- Rear striker bar helps protect against trash climbing up the tracks.
- Final drive guarding helps prevent wire wrap and impact to help keep dirt and debris away from the Duo-Cone™ seals.
- 12 premium LED lights illuminate the work area.
- Guarding for lights and HVAC prevent damage from material impact.
- Laminated thermal shields on engine and aftertreatment provide added thermal protection in high debris applications.
- Heavy duty hinged radiator grill doors protect radiator and fan from penetration by material coming straight in or from under the blade.
- Pivot shaft seal guards help prevent debris from entering and damaging seals.
- Metallic spiral guarding protects the tilt cylinder hoses from damage from debris.

Ease of Maintenance

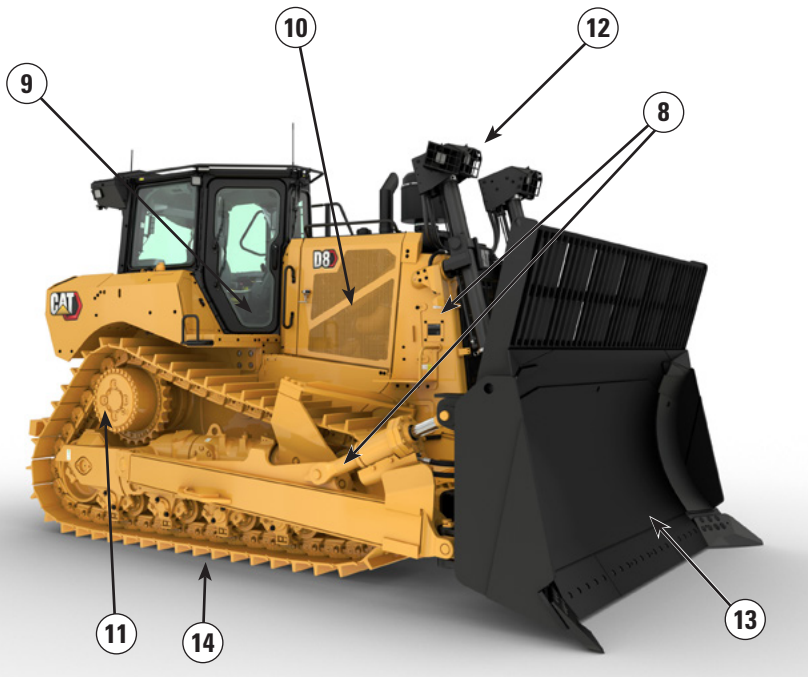
- High-debris cooling system with automatic reversing fan and slots for easy cleanout access.
- Heavy duty sealed bottom guard is hinged for easy cleaning.
- Optional center-opening powered and sealed bottom guard makes cleanout even easier.
- Quick access cab floor option offers tool-less access to the floor plate opening.
- Ducted and sealed alternator for longer life.
- Engine pre-cleaner with screen delivers cleaner air to the power train.

Equipped for the Job

- Landfill blades are equipped with a trash rack to increase productive capacity when machine works in lighter material like waste. Blades are black to reduce glare.
- Wear plate helps extend blade life.
- Heavy Duty Extended Life (HDXL) undercarriage includes Kevlar® guarded, sealed idlers to help prevent debris such as wire, string or plastic bags from wrapping into seals.
- Press-fit bushings and Positive Pin Retention (PPR2) are particularly well suited for impact applications such as forestry, waste, rock, or V-ditching.
- Trapezoidal center-hole track helps eject debris.
- Beacon light mounted to cab provides 360 degree visibility.

D8 Waste Handler Features

- 1) High-debris cooling system with automatic reversing fan and slots for easy cleanout access. Trash resistant radiator, with 6.4 fins per inch, helps reduce plugging.
- 2) High debris cab has impact-resistant polycarbonate doors and dual pane windows, eliminate the need for door screens.
- 3) Powered air pre-cleaner helps keep cab air cleaner and pressurized for greater operator comfort.
- 4) Heavy duty bottom guards, fuel tank guards, and radiator guards shield major machine components. Internal sealing keeps the trash away from the inner compartments.
- 5) Optional powered bottom guards make cleanout even easier.
- 6) Rear striker bar helps protect against trash climbing up the tracks.
- 7) Engine pre-cleaner with screen delivers cleaner air to the engine.



- 8) Heavy duty radiator grill doors and bottom guards are hinged for easy cleaning.
- 9) Quick access cab floor option offers tool-less access to the floor plate opening.
- 10) Laminated thermal shields on engine and aftertreatment (when equipped) provide added thermal protection in high debris applications. Ducted and sealed alternator for longer life.
- 11) Guarded final drives give added protection against wrapping and impact.
- 12) 12 premium LED lights illuminate the work area.
- 13) Landfill Blades are equipped with a trash rack to increase productive capacity when machine works in lighter material like waste. Wear plate helps extend blade life. Blade is black to reduce glare.

14) Waste Handler Undercarriage:

- HDXL undercarriage includes Kevlar® guarded, sealed idlers to help prevent debris such as wire, string or plastic bags from wrapping into seals.
- Press-fit bushings and Positive Pin Retention (PPR2) are particularly well suited for impact applications such as forestry, waste, rock, or V-ditching.
- Center-hole track helps eject debris.

D8 Waste Handler Specifications

Engine

Engine Mode	Cat C15	
Emissions	U.S. EPA Tier 4 Final/ EU Stage V/Korea Stage V/ Japan 2014/China Nonroad Stage IV	
Net Power (2,050 rpm)		
ISO 9249/SAE J1349	271 kW	363 hp
ISO 9249 (DIN)	368 mhp	
Maximum Power (1,600 rpm)		
Engine Power: ISO 14396	294 kW	394 hp
Engine Power: ISO 14396 (DIN)	400 mhp	
Gross Power: SAE J1995:2014	296 kW	397 hp
Bore	137 mm	5.4 in
Stroke	172 mm	6.8 in
Displacement	15.2 L	927.56 in ³

- Net power advertised is the power available at the flywheel when the engine is equipped with fan, air cleaner, muffler, and alternator.
- Advertised power is tested per the specified standard in effect at the time of manufacture.
- No derating required up to 3657 m (12,000 ft) altitude, beyond 3657 m (12,000 ft) automatic derating occurs.
- Cat diesel engines are required to use ULSD (ultra-low sulfur diesel fuel with 15 ppm of sulfur or less) or ULSD blended with the following lower-carbon intensity fuels up to:
 - ✓ 20% biodiesel FAME (fatty acid methyl ester)*
 - ✓ 100% renewable diesel, HVO (hydrotreated vegetable oil) and GTL (gas-to-liquid) fuels
- Refer to guidelines for successful application. Please consult your Cat dealer or “Caterpillar Machine Fluids Recommendations” (SEBU6250) for details.
*Engines with no aftertreatment devices can use higher blends, up to 100% biodiesel.

Service Refill Capacities

Fuel Tank	627 L	165.6 gal
Diesel Exhaust Fluid (DEF) Tank	33 L	8.7 gal
Cooling System	82 L	21.7 gal
Engine Crankcase*	43 L	11.4 gal
Power Train	208 L	54.9 gal
Final Drives (each)	12.5 L	3.30 gal
Roller Frames (each)	47 L	12.4 gal
Pivot Shaft Compartment	32 L	8.5 gal
Hydraulic Tank	69 L	18.2 gal

*with oil filter

Air Conditioning System

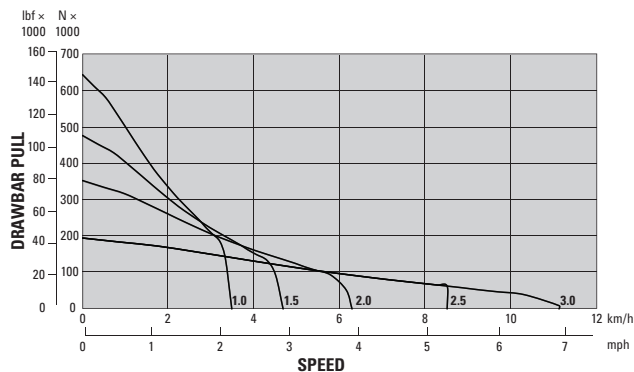
The air conditioning system on this machine contains the fluorinated greenhouse gas refrigerant R134a (Global Warming Potential = 1430). The system contains 1.36 kg (2.99 lb) of refrigerant which has a CO₂ equivalent of 1.946 metric tonnes (2.145 tons).

Transmission

1.0 Forward	3.5 km/h	2.16 mph
1.5 Forward	4.7 km/h	2.91 mph
2.0 Forward	6.3 km/h	3.90 mph
2.5 Forward	8.5 km/h	5.30 mph
3.0 Forward	11.1 km/h	6.91 mph
1.0 Reverse	3.5 km/h	2.16 mph
1.5 Reverse	4.7 km/h	2.91 mph
2.0 Reverse	6.2 km/h	3.86 mph
2.5 Reverse	8.4 km/h	5.19 mph
3.0 Reverse	11.3 km/h	6.99 mph

Drawbar Pull

1.0 Forward	642.2 kN	144,361 lbf
1.5 Forward	475.0 kN	106,784 lbf
2.0 Forward	351.3 kN	78,975 lbf
2.5 Forward	194.0 kN	43,613 lbf
3.0 Forward	194.0 kN	43,613 lbf



Hydraulic Controls

Bulldozer Relief Valve Setting	32 500 kPa	4,714 psi
Maximum Operating Pressure		
Implement	24 000 kPa	3,481 psi
Steering	43 500 kPa	6,309 psi
Tilt Cylinder	24 000 kPa	3,481 psi
Lift Cylinder	24 000 kPa	3,481 psi
Ripper (Lift)	24 000 kPa	3,481 psi
Ripper (Pitch)	24 000 kPa	3,481 psi
Winch	24 000 kPa	3,481 psi

Pump

Pump Type	Piston-type, Variable Displacement	
Pump Output (Steering)	311 L/min	82 gal/min
Pump Output (Implement)	280 L/min	74 gal/min
Tilt Cylinder Rod End Flow	130 L/min	34 gal/min
Tilt Cylinder Head End Flow	170 L/min	45 gal/min

- Steering and Implement flow numbers measured at 2,000 rpm engine speed.
- Electro-hydraulic pilot valve assists operations of ripper and dozer controls. A standard hydraulic system includes four valves.
- Complete system consists of pump, tank, filter, oil cooler, valves, lines, and control levers.

Advanced Cabin Filtration

Operator Cabin

- Distributed HVAC ducting with automatic temperature control and blower speed provides ultimate operator comfort with less user input.
- Reduced maintenance of the condenser core with automatic reversing fans.
- Cat Advanced Cabin Filtration is standard.

Cat Advanced Cabin Filtration

- Operator protection from respirable particulate (0.3-10-micron size).
- Sustainably pressurized cab (U.S. Silica compliant).
- Reduced maintenance with longer life, high efficiency filters.
- Protection for all cabin components: electronics, etc.
- Helps meet U.S. Occupational Safety and Health Administration Silica Rule Table 1 requirements for operator cabs.
- Multi-tiered filter offerings for optional efficiency upgrades. Contact Cat dealer for availability.
 - MERV 16 – Standard Equipment
 - HEPA
 - Activated Carbon + HEPA
 - ABEK1 + HEPA

Standards

Sound Level Information

- Hearing protection may be needed when the machine is operated with an open operator station, in a noisy environment, with a cab that is not properly maintained, or when the doors and windows are open for extended periods of time.

Sound Level	Test Method	
Operator Sound Pressure Level	80 dB(A)	"ISO 6396:2008" ⁽¹⁾
	79 dB(A)*	
Exterior Sound Pressure Level	115 dB(A)	"ISO 6396:2008" ⁽²⁾
	113 dB(A)*	

*Including machines required to meet applicable regional regulations of Ukraine, United Kingdom, and Countries that Adopt the "EU Directives"; or machines equipped with the sound-suppression package.

⁽¹⁾The measurement was conducted at 70% of the maximum engine cooling fan speed. The sound level may vary at different engine cooling fan speeds. The measurement was conducted with the cab doors and the cab windows closed. The cab was properly installed and maintained.

⁽²⁾The measurement was conducted at 70% of the maximum engine cooling fan speed. The sound level may vary at different engine cooling fan speeds.

- The sound levels listed above include both measurement uncertainty and uncertainty due to production variation.

ROPS/FOPS

- ROPS offered by Caterpillar for the machine meets ROPS criteria ISO 3471:2008.
- FOPS meets the following criteria: ISO 3449:2005 Level II.

Brakes

- Brakes meet the standard ISO 10265:2008.

D8 Waste Handler Specifications

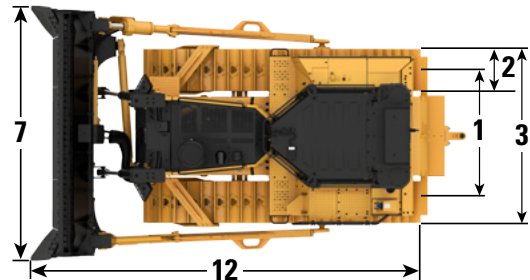
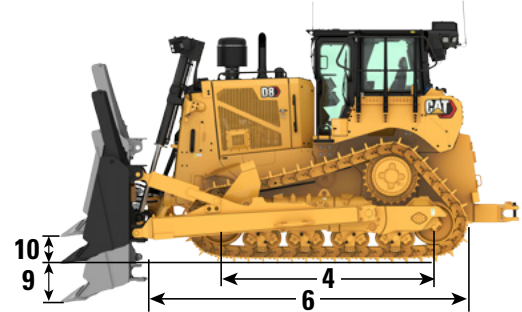
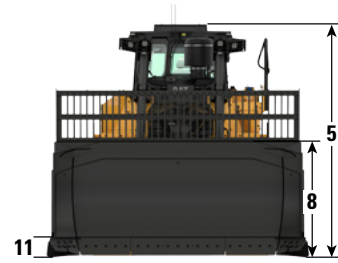
D8 Waste Handler Dimensions

Operating Weight*	39 900 kg	87,964 lb
Shipping Weight**	34 075 kg	75,123 lb
Ground Pressure (ISO 16754)	83.7 kPa	12.14 psi
Undercarriage	44 Sections with 8 Bottom Rollers	
1 Track Gauge	2.08 m	6'10"
2 Width of Track Shoe (Standard)	660 mm	26.0 in
3 Width of Tractor (without trunnions)	2.79 m	9'2"
4 Length of Track on Ground	3.21 m	10'6"
Ground Contact Area (ISO 16754)	4.68 m ²	50.4 ft ²
Grouser Height (Extreme Service)	84 mm	3.3 in
Ground Clearance	622 mm	24.5 in
5 Machine Height*** (Tip of Grouser to top of HVAC Guard)	3.65 m	11'12"
Top of Cab*	3.52 m	11'7"
Top of Guardrail	3.39 m	11'1"
6 Length of Basic Tractor	4.76 m	15'7"
Add the following to the total length of the machine when these attachments are installed.		
Blade (SU)	1417 mm	55.8 in
Drawbar	295 mm	11.6 in
Drawbar with Counterweight	329 mm	13.0 in
Single Shank Ripper (with tip at ground line and shank pin in middle hole)	1725 mm	67.9 in
Multi-Shank Ripper (with tip at ground line and shank pin in top hole)	1640 mm	64.6 in
Waste Striker Box (includes three counterweights)	718 mm	28.3 in
Winch	775 mm	30.5 in

*Operating weight includes blade, lubricants, coolant, full fuel tank, ROPS/FOPS cab, Striker Box, and 75 kg (165 lb) operator.

**Shipping weight includes blade lift cylinders, lubricants, coolant, 10% fuel, ROPS/FOPS cab, and Striker Box.

***Machine height from tip of grouser to top of HVAC Guard. For sweeps, add 60 mm (2.4 in) to overall machine height. With Super Extreme Service, add 10 mm (0.4 in). When Cat Grade with 3D antennas are installed there is no added machine height.



D8 Waste Handler Specifications

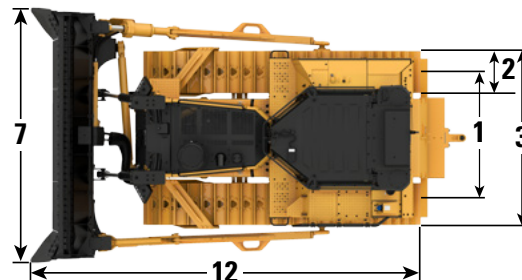
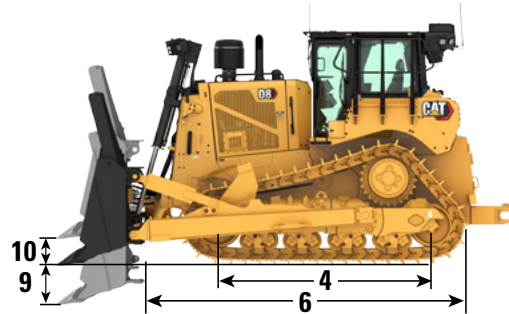
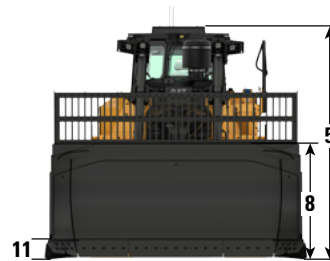
D8 Waste Handler LGP Dimensions

Operating Weight*	41 545 kg	91,591 lb
Shipping Weight**	35 782 kg	78,886 lb
Ground Pressure (ISO 16754)	59.6 kPa	8.64 psi
Undercarriage	44 Sections with 8 Bottom Rollers	
1 Track Gauge	2.34 m	7'8"
2 Width of Track Shoe (Standard)	965 mm	38.0 in
3 Width of Tractor (without trunnions)	3.3 m	10'10"
4 Length of Track on Ground	3.21 m	10'6"
Ground Contact Area (ISO 16754)	6.84 m ²	73.63 ft ²
Grouser Height (Extreme Service)	84 mm	3.3 in
Ground Clearance	622 mm	24.5 in
5 Machine Height*** (Tip of Grouser to top of HVAC Guard)	3.65 m	11'12"
Top of Cab*	3.52 m	11'7"
Top of Guardrail	3.39 m	11'1"
6 Length of Basic Tractor	4.76 m	15'7"
Add the following to the total length of the machine when these attachments are installed.		
Blade (SU LGP)	1355 mm	53.3 in
Drawbar	295 mm	11.6 in
Drawbar with Counterweight	329 mm	13.0 in
Multi-Shank Ripper (with tip at ground line and shank pin in top hole)	1640 mm	64.6 in
Waste Striker Box (includes three counterweights)	718 mm	28.3 in
Winch	775 mm	30.5 in

*Operating weight includes blade, lubricants, coolant, full fuel tank, ROPS/FOPS cab, Striker Box, and 75 kg (165 lb) operator.

**Shipping weight includes blade lift cylinders, lubricants, coolant, 10% fuel, ROPS/FOPS cab, and Striker Box.

***Machine height from tip of grouser to top of HVAC Guard. For sweeps, add 60 mm (2.4 in) to overall machine height. When Cat Grade with 3D antennas are installed there is no added machine height.



Blades

Type	SU Landfill with Wear Plate		Universal Landfill		LGP SU Landfill	
	m ³	yd ³	m ³	yd ³	m ³	yd ³
Capacity (ISO 9246)	21.2	27.73	23.4	30.61	22.2	29.04
7 Width across End bits	4038 mm	159.0 in	4263 mm	167.8 in	4542 mm	178.8 in
Width without End bits	3948 mm	155.4 in	4164 mm	163.9 in	4450 mm	175.2 in
8 Height	2553 mm	100.5 in	2544 mm	100.2 in	2454 mm	96.6 in
9 Dig Depth ¹	576 mm	22.7 in	570 mm	22.4 in	575 mm	22.6 in
10 Lift Height ¹	1246 mm	49.1 in	1232 mm	48.5 in	1227 mm	48.3 in
11 Maximum Tilt at Blade Corner ¹	573 mm	22.6 in	593 mm	23.3 in	556 mm	21.9 in
Maximum Tilt Angle ¹	8.5°		8.5°		7.3°	
Pitch Adjustment ²	±3.5°		±3.5°		±4.3°	
12 Length of Machine with Blade (with SS Ripper tip on ground)	7.91 m	26'0"	8.23 m	27'0"	6.41 m	21'0"
Blade Weight (blade + push arms installed and dozer installation)	5451 kg	12,017 lb	5962 kg	13,144 lb	5383 kg	11,867 lb

¹Single tilt configuration with blade in neutral tilt position

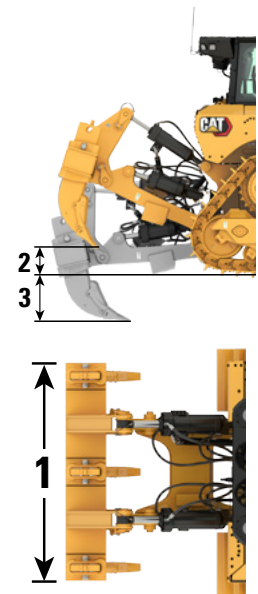
²Dual tilt configuration

D8 Waste Handler Specifications

Ripper

Type	Single-Shank, Adjustable Parallelogram		Multi-Shank, Adjustable Parallelogram	
Number of Pockets	1		3	
Weight with One Shank	4070 kg	8973 lb	4061 kg	8953 lb
Weight with Three Shanks	–	–	4777 kg	10,531 lb
Weight, Standalone Shank	410 kg	904 lb	358 kg	789 lb
1 Carriage Width	1438 mm	56.6 in	2465 mm	97 in
2 Maximum Clearance, Raised (Shank Tip)	636 mm	25 in	593 mm	23.3 in
3 Maximum Penetration	1130 mm	44.5 in	780 mm	30.7 in
Maximum Penetration Force	127.3 kN	28,618 lb	124.2 kN	27,921 lb
Maximum Pryout Force*	222.7 kN	50,065 lb	222.9 kN	50,110 lb

*Measured with One Shank



Winch

Model	PA140	
Weight*	2140 kg	4,700 lb
Oil Capacity	15 L	4 gal
Increased Tractor Length	781 mm	30.7 in
Winch Length	1614 mm	63.5 in
Winch Case Width	1226 mm	48.3 in
Drum Width	332 mm	13.1 in
Flange Diameter	610 mm	24 in
Maximum Recommended Drum Capacity**		
Recommended Cable Size	29 mm	1.125 in
Optional Cable Size	32 mm	1.25 in
Drum Capacity		
Recommended Cable Length	56 m	185 ft
Optional Cable	36 m	119 ft

• PA140 – Variable speed, hydraulically driven, dual braking system, three roller fairlead.

*Approximate weight includes winch, mounting bracket and hardware, and standard wire rope

**Per SAE J706

Track Shoes

Some track shoes not available in all regions. Consult your Cat dealer for details.

Heavy Duty (HD)	Standard			LGP
	610 mm (24 in)	660 mm (26 in)	710 mm (28 in)	965 mm (38 in)
Moderate Service	✓	✓	✓	✓
Extreme Service	✓	✓	✓	✓
Super Extreme Service	✓			
Moderate Service Trapezoidal			✓	
Extreme Service Trapezoidal	+	+	+	+
Super Extreme Service Trapezoidal		+		
Heavy Duty Extended Life (HDXL)	610 mm (24 in)	660 mm (26 in)	710 mm (28 in)	965 mm (38 in)
Extreme Service	✓	✓	✓	✓
Super Extreme Service	✓			
Extreme Service Trapezoidal	+	+		+

✓ Available for Waste Handlers

+ Recommended for Waste Handlers

D8 Waste Handler Standard and Optional Equipment

Standard and Optional Equipment

Standard and optional equipment may vary. Consult your Cat dealer for details.

	Standard	Optional
POWER TRAIN		
Cat C15 engine	✓	
Fully-automatic 4-speed transmission with Lock-Up Clutch (LUC) torque divider	✓	
Aftercooler, air-to-air (ATAAC)	✓	
Brakes, Extreme Service		✓
Coolant, extended life	✓	
Diesel Exhaust Fluid (DEF) system – electronic fill indicator, heated lines/tank	✓	
Differential steering	✓	
Engine air filter with electronic service indicator	✓	
Engine air pre-cleaner with dust ejection	✓	
Engine air pre-cleaner with screen and dust ejector		+
Engine with thermal shield		+
Engine idle shutdown	✓	
Final Drives, double reduction – Standard or LGP	✓	
Final Drives, double reduction – Arctic, Waste		+
Fuel water separator	✓	
Fuel priming pump, electric	✓	
Fan, hydraulic demand	✓	
Fan, auto reversing	✓	
Oil change system, high speed		✓
Radiator, aluminum bar plate with debris resistant cores	✓	
High performance single plane cooling system	✓	
Sound Suppression		✓
Starting Aid, automatic ether	✓	
Starting Aid, jacket water heater (110V or 220V)		✓

	Standard	Optional
CAT TECHNOLOGY		
Cat Slope Indicate	✓	
Cat Assist with ARO Package*	✓	
Cat Grade 3D Ready with Assist Package (Hardware Only)*		✓
Cat Grade 3D with Assist Package*		✓
Third Party Grade Control Ready Cab	✓	
Compatibility with radios and base stations from Trimble, Topcon, and Leica	✓	
Capability to install 3D grade systems from Trimble, Topcon, and Leica	✓	
Product Link – Cellular or Dual Mode		✓
Remote Flash/Troubleshoot	✓	
Caterpillar Track Wear Sensor		✓
Grade Connectivity		✓
Grade Corrections Radio		✓
Machine Security – Passcode	✓	
Machine Security – Bluetooth		✓
Remote Control Ready	✓	
Cat Command for Dozing		✓

+Recommended for Waste Handlers

*Refer to page 7 for technology package details.

(continued on next page)

D8 Waste Handler Standard and Optional Equipment

Standard and Optional Equipment *(continued)*

Standard and optional equipment may vary. Consult your Cat dealer for details.

	Standard	Optional
OPERATOR ENVIRONMENT		
Fully redesigned cab with Integrated ROPS and FOPS, single pane door glass, sliding windows, with Cat Advanced Cabin Filtration	✓	
High debris cab, fully redesigned with Integrated ROPS and FOPS, impact resistant polycarbonate doors, solid side windows for improved sealing, powered pre-cleaner with Cat Advanced Cabin Filtration for improved performance and filter life		+
Cab glass capable of withstanding up to 40 psi		✓
Full-color 254 mm (10 inch) liquid crystal touchscreen display	✓	
High Definition rear view camera with backup lines	✓	
In-display key machine features	✓	
Operator ID/Operator ID with Security	✓	
Cloth seat with mechanical adjustable lumbar support	✓	
Deluxe leather heated/ventilated seat with electronic adjustable lumbar support		✓
Armrests adjustable fore-aft and vertically	✓	
Electrohydraulic implement and steering controls	✓	
Joystick control – ARO	✓	
Decelerator pedal	✓	
Fresh air filter	✓	
Powered fresh air filter pre-cleaner		+
Cab mounted modular HVAC system with automatic reversing fans. Automatic temperature and blower control with distributed ducting.	✓	
Communication radio ready		✓
Rearview mirror	✓	
Retractable 76 mm (3 in) seat belt	✓	
Cup holders	✓	
Dash foot pads	✓	
Floor plate and pedals for shorter operators		✓

	Standard	Optional
OPERATOR ENVIRONMENT <i>(continued)</i>		
Entertainment radio with Bluetooth and microphone	✓	
Lunchbox storage	✓	
Wipers	✓	
USB and Auxiliary Ports	✓	
Operator presence switch	✓	
Emergency Hammer		✓
Window shades		✓
UNDERCARRIAGE		
Standard or Low Ground Pressure (LGP) undercarriage	✓	
Heavy Duty with Positive Pin Retention (PPR) undercarriage – 44 section track, sealed and lubricated, single grouser shoes	✓	
HDXL with PPR undercarriage – 44 section track, sealed and lubricated, single grouser shoes		✓
Waste undercarriage		+
Arctic undercarriage		✓
Suspension-type undercarriage	✓	
Carrier rollers	✓	
Hydraulic track adjusters	✓	
Lifetime lubricated track and roller	✓	
Moderate service track shoes (see chart on page 18)	✓	
Trapezoidal track shoes (see chart on page 18)		+
Track guide	✓	
Sprocket rim segments, replaceable	✓	
8-roller tubular track roller frame (carrier roller ready)	✓	
Two-piece master links	✓	
BLADES		
Semi-Universal (SU)		✓
Universal		✓
Waste/Landfill		+
Angle Blade		✓
Rock Guard/Wear Plate		✓
Push Plate		✓
FirstCut cutting edges (SU blades)		✓

+Recommended for Waste Handlers

(continued on next page)

D8 Waste Handler Standard and Optional Equipment

Standard and Optional Equipment *(continued)*

Standard and optional equipment may vary. Consult your Cat dealer for details.

	Standard	Optional
PUSH ARMS		
Standard	✓	
Extreme		✓
HYDRAULICS		
Load sensing hydraulics	✓	
Independent steering and implement pumps	✓	
Dozer tilt hydraulics – single tilt	✓	
Dozer tilt hydraulics – dual tilt		✓
Guarded blade hydraulic hoses	✓	
Electronically enabled quick drop valve	✓	
Rear hydraulics ripper and winch ready	✓	
ELECTRICAL		
Lights – 6 LED	✓	
Premium lights – 12 LED		+
Access/egress lighting with shutdown timer	✓	
Backup alarm	✓	
Beacon warning light		+
Converter: 15 Amp, 12V outlets	✓	
Forward warning horn	✓	
BATTERIES, STARTERS, ALTERNATORS AND COOLANT		
150 Amp alternator	✓	
150 Amp ducted alternator		+
24 Volt starter	✓	
Engine coolant, –37° C (–35° F)	✓	
Arctic engine coolant, –51° C (–60° F)		✓
Four maintenance free 12-volt batteries (900 cca) (24-volt system)	✓	
SERVICE AND MAINTENANCE		
30-minute cab removal	✓	
Centralized, remote mounted pressure taps	✓	
Ecology drains	✓	
Extended service intervals (500 hours engine, 1,000-hour power train)	✓	
Ground level service center (remote electrical disconnect, secondary shutdown switch, hour meter, jump start)	✓	
Fast fuel fill		✓

	Standard	Optional
SERVICE AND MAINTENANCE <i>(continued)</i>		
High-speed oil change		✓
Heavy duty perforated radiator doors, louvered and hinged	✓	
Heavy duty radiator doors for waste and woodchip applications		+
Quick access cab floor		+
Under hood work light	✓	
Removable engine enclosures, perforated and hinged	✓	
S-O-S sampling ports	✓	
Shovel holder	✓	
ATTACHMENTS		
Multi-shank ripper with CapSure ripper tips and shank protector		✓
Single shank ripper with CapSure ripper tip and shank protector		✓
Pin puller (single shank)		✓
Rear striker box with striker bar		+
Rear striker bar		+
Winch, PACCAR PV140		✓
Rear counterweight		✓
Drawbar		✓
GUARDING AND SCREENS		
Bottom guards – standard	✓	
Bottom guards – heavy duty, powered, sealed		+
Cab rear screen – fixed or hinged		✓
Cab side screens – hinged		✓
Fuel Tank guards		+
HVAC guard		+
Light guards		+
Striker bars, front, suspended		✓
Sweeps package		✓

+Recommended for Waste Handlers



オフロード法2014年
基準適合

For more complete information on Cat products, dealer services, and industry solutions, visit us on the web at www.cat.com

© 2024 Caterpillar
All rights reserved

Materials and specifications are subject to change without notice. Featured machines in photos may include additional equipment. See your Cat dealer for available options.

CAT, CATERPILLAR, LET'S DO THE WORK, their respective logos, "Caterpillar Corporate Yellow," the "Power Edge" and Cat "Modern Hex" trade dress as well as corporate and product identity used herein, are trademarks of Caterpillar and may not be used without permission.

AEXQ3723 (05-2024)
Build Number: 22A
(Aus-NZ, Chile, China, Europe,
Japan, N Am, S. Korea, Turkey)

